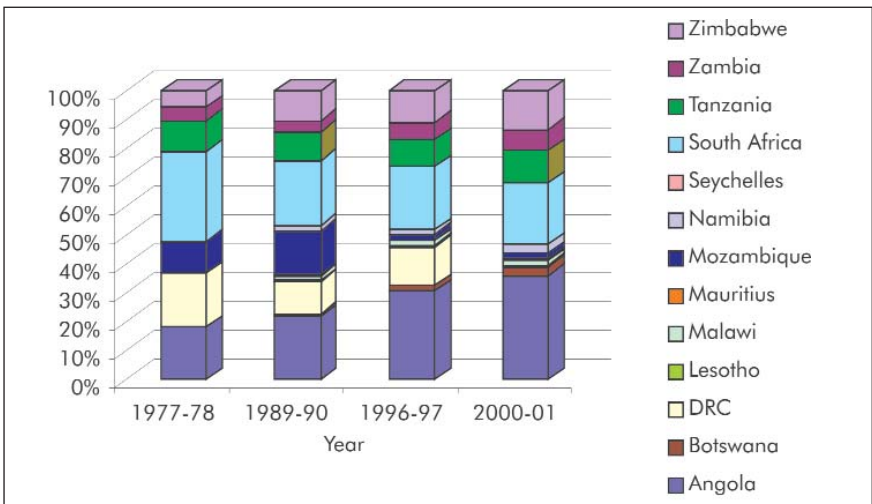


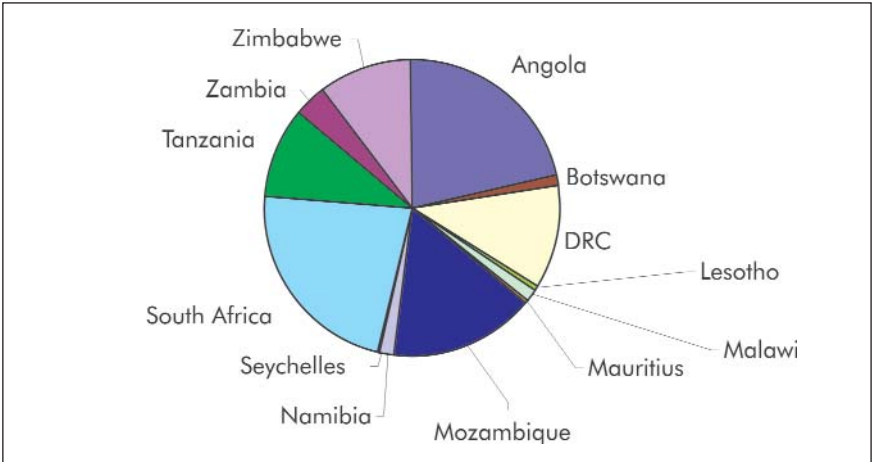
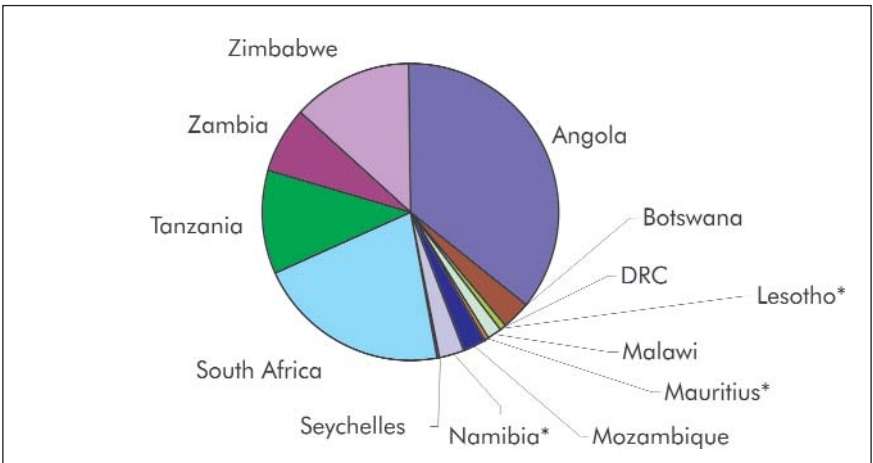
Southern African military expenditure: 1965–2001

H.1: FORCE SIZE

	1977-1978	1989-1990	1996-1997	2000-2001
Angola	31 500	100 100	110 500	107 500
Botswana	-	4 500	7 500	9 000
DRC	33 400	51 000	49 100	-
Lesotho	-	2 200	2 000	2 000
Malawi	-	7 250	5 000	5 000
Mauritius	-	1 300	1 800	1 500
Mozambique	19 000	71 000	6 100	6 100
Namibia	-	7 500	5 800	9 000
Seychelles	-	1 300	400	450
South Africa	55 000	103 000	79 440	63 389
Tanzania	18 600	46 700	34 600	34 000
Zambia	8 500	16 200	21 600	21 600
Zimbabwe	9 550	47 500	39 000	40 000
Totals	175 550	459 550	362 840	299 539

SADC military size

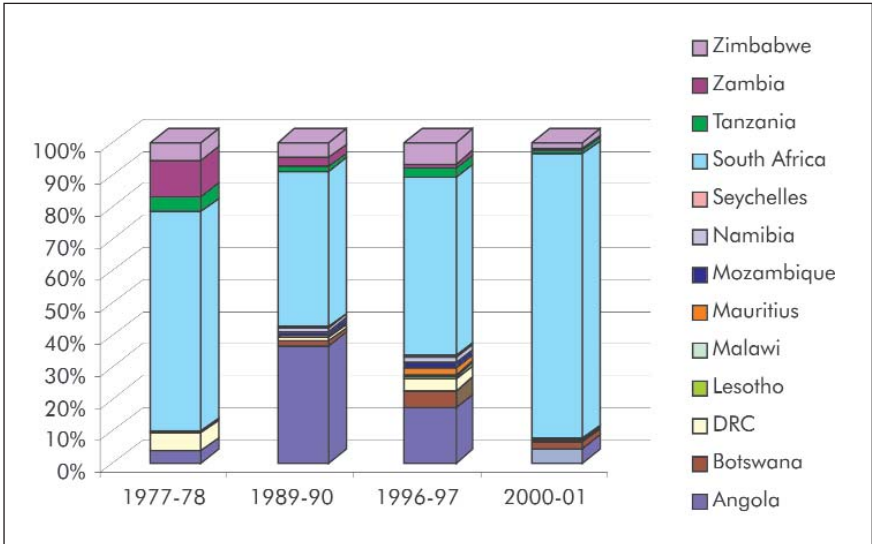


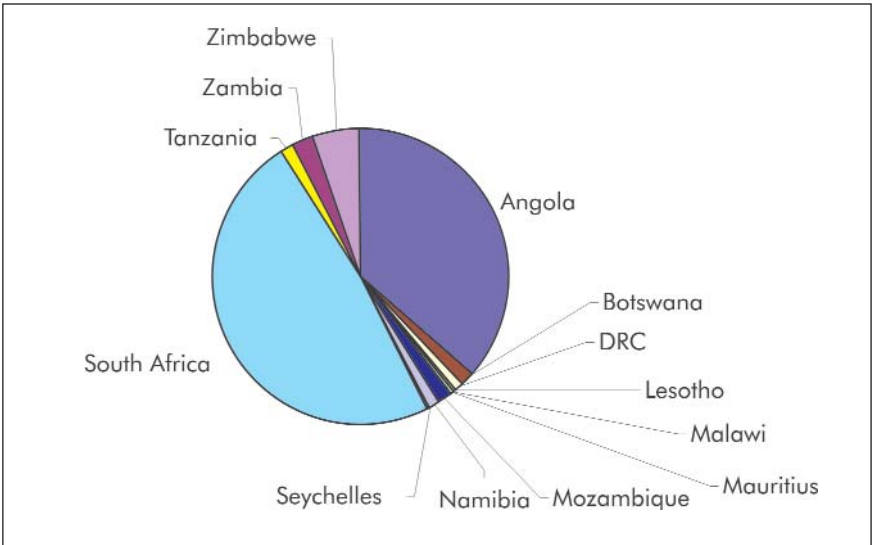
SADC military size, 1989**SADC military size, 2001**

H.2: DEFENCE BUDGET (IN MILLION US\$)

	1977-1978	1989-1990	1996-1997	2000-2001
Angola	98	2 700	764	542
Botswana	-	110	241	234
DRC (Zaire)	164	66.8	170	-
Lesotho	-	11.6	32	26
Malawi	-	22.0	23	26
Mauritius	-	11.3	87	9
Mozambique	18	115.7	72	87
Namibia	-	84.1	90	-
Seychelles	-	12.6	10	11
South Africa	1 900	3 600	2 500	10 700
Tanzania	140	110.2	123	144
Zambia	310	189.6	59	65
Zimbabwe	159	363	304	235
Totals	2 789	7 396.9	4 475	12 079

SADC military expenditure



SADC military expenditure, 1989**SADC military expenditure, 2001**